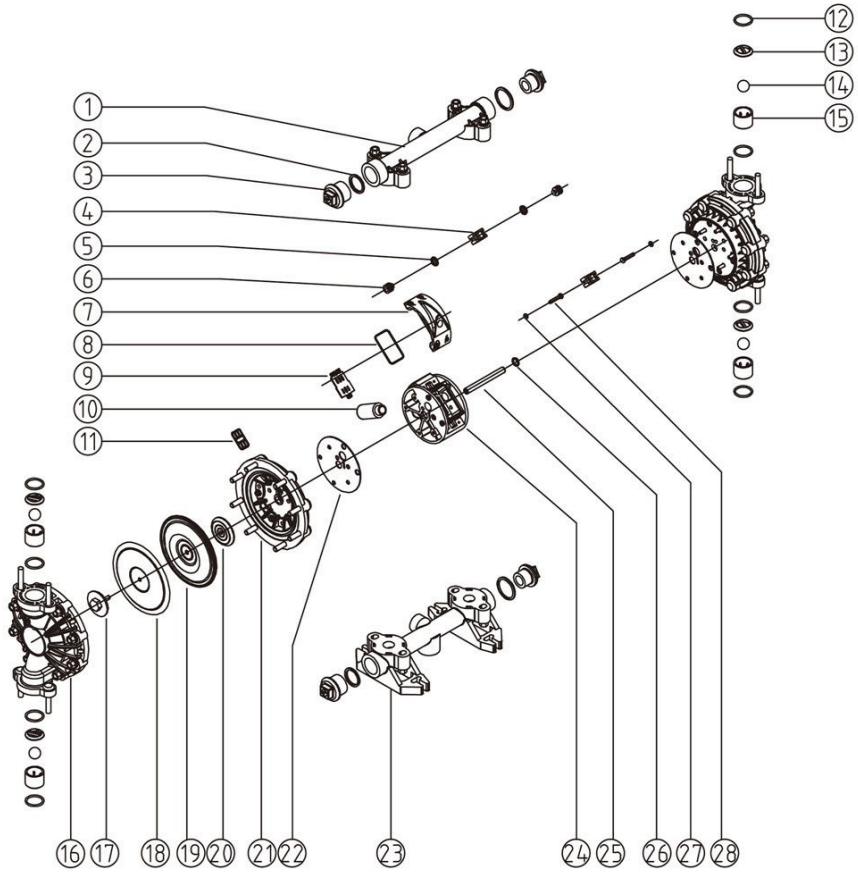

Parts List

No.	Name	No.	Name	No.	Name	No.	Name
01	Discharge Manifold	02	End Cap Seal Ring	03	Plug	04	Small Slide block
05	V-Ring Piston	06	Piston	07	Air Valve Cap	08	O-Ring Air Valve Body
09	Boot Block	10	Muffler	11	Boot Basket	12	Valve Seat Seal Ring
13	Valve Seat Blocks	14	Valve Ball	15	Valve Ball Bush	16	Upright
17	Outer Clamp Plate	18	PTFE Diaphragm	19	Rubber Diaphragm	20	Inner Clamp Plate
21	Clapbord	22	Valve Chaamber gasket	23	Inlet Manifold	24	Air Valve Body
25	Connecting Rod Bearing	26	O-Ring Connecting Rod Bearing	27	O-Ring Boosting Bar	28	Boosting Bar

QBY3-20
QBY3-25

Engineering plastics/Fluorine plastic

Fluorine plastic

Specifications

		QBY3-20	QBY3-25
Max. Flow		15 gpm (57 lpm)	15 gpm (57 lpm)
Max. Working Pressure		100 psi (0.7 Mpa, 7bar)	100 psi (0.7 Mpa, 7bar)
Fluid Inlet Size		3/4 in. bsp (f)	1 in. bsp (f)
Fluid Outlet Size		3/4 in. bsp (f)	1 in. bsp (f)
Air Inlet Size		1/4 in. bsp (f)	1/4 in. bsp (f)
Max. Suction Height	wet suction	15 ft. (4.5 m)	15 ft. (4.5 m)
Max. Permitted Grain		3/32 in. (2.5 mm)	3/32 in. (2.5 mm)
Max. Air Consumption		12.7 scfm	12.7 scfm
Every Reciprocating Flow		0.04 gal. (0.15 L)	0.04 gal. (0.15 L)
Max. Reciprocating Speed		400 cpm	400 cpm

Materials of main pump structure: Cast steel, aluminum alloy, stainless steel, PP and PTFE

Installation dimensions

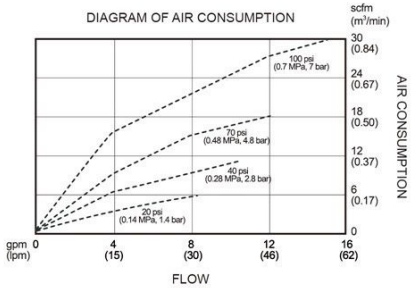

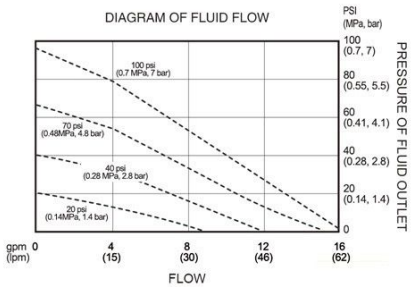

Vertical View

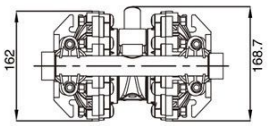

Front View

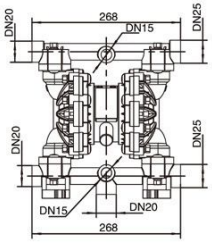

Upward View

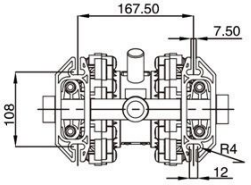

Left Side View

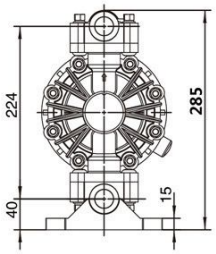

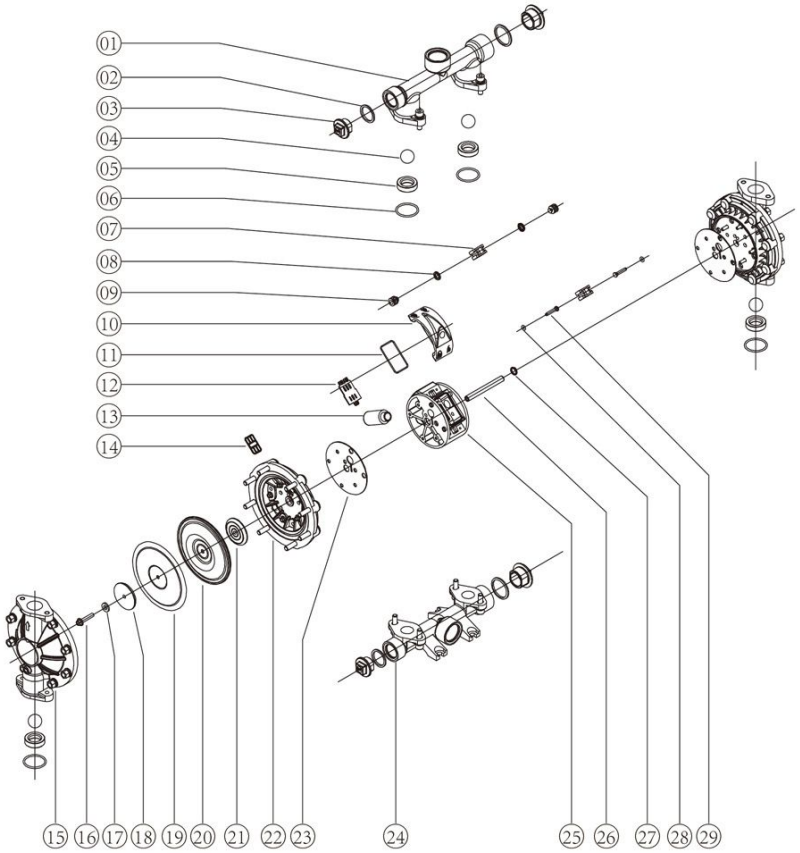

Parts List

No.	Name	No.	Name	No.	Name	No.	Name
01	Discharge Manifold	02	End Cap Seal Ring	03	Plug	04	Valve Ball
05	Valve Seat	06	Valve Seat Seal Ring	07	Small Slide block	08	V-Ring Piston
09	Piston	10	Air Valve Cap	11	O-Ring Air Valve Body	12	Boot Block
13	Muffler	14	Boot Basket	15	Upright	16	Splint Screw
17	O-Ring Clamp Plate	18	Outer Clamp Plate	19	PTFE Diaphragm	20	Rubber Diaphragm
21	Inner Clamp Plate	22	Clapbord	23	Valve Chaamber gasket	24	Inlet Manifold
25	Air Valve Body	26	Connecting Rod Bearing	27	O-Ring Connecting Rod Bearing	28	O-Ring Boosting Bar
29	Boosting Bar						

QBY3-20
QBY3-25
Aluminum alloy

Aluminum alloy

Specifications

	QBY3-20	QBY3-25
Max. Flow	15 gpm (57 lpm)	15 gpm (57 lpm)
Max. Working Pressure	100 psi (0.7 Mpa, 7bar)	100 psi (0.7 Mpa, 7bar)
Fluid Inlet Size	3/4 in. bsp (f)	1 in. bsp (f)
Fluid Outlet Size	3/4 in. bsp (f)	1 in. bsp (f)
Air Inlet Size	1/4 in. bsp (f)	1/4 in. bsp (f)
Max. Suction Height wet suction	15 ft. (4.5 m)	15 ft. (4.5 m)
Max. Permitted Grain	3/32 in. (2.5 mm)	3/32 in. (2.5 mm)
Max. Air Consumption	12.7 scfm	12.7 scfm
Every Reciprocating Flow	0.04 gal. (0.15 L)	0.04 gal. (0.15 L)
Max. Reciprocating Speed	400 cpm	400 cpm

Materials of main pump structure: Cast steel, aluminum alloy, stainless steel, PP and PTFE

Installation dimensions

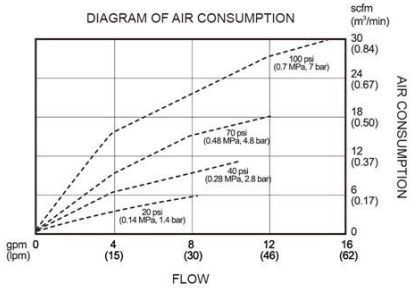

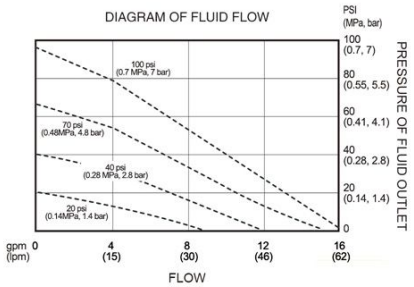

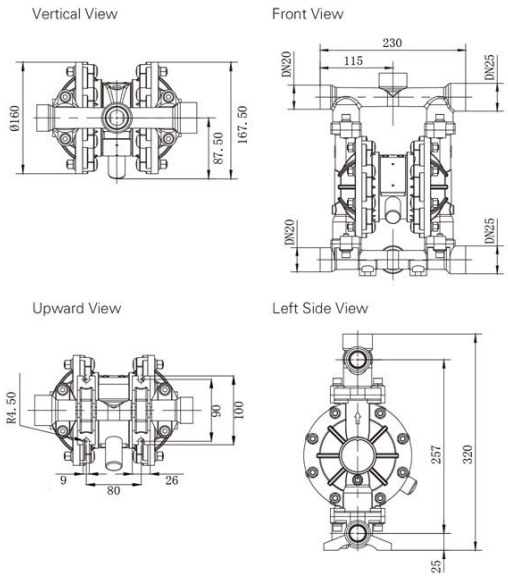

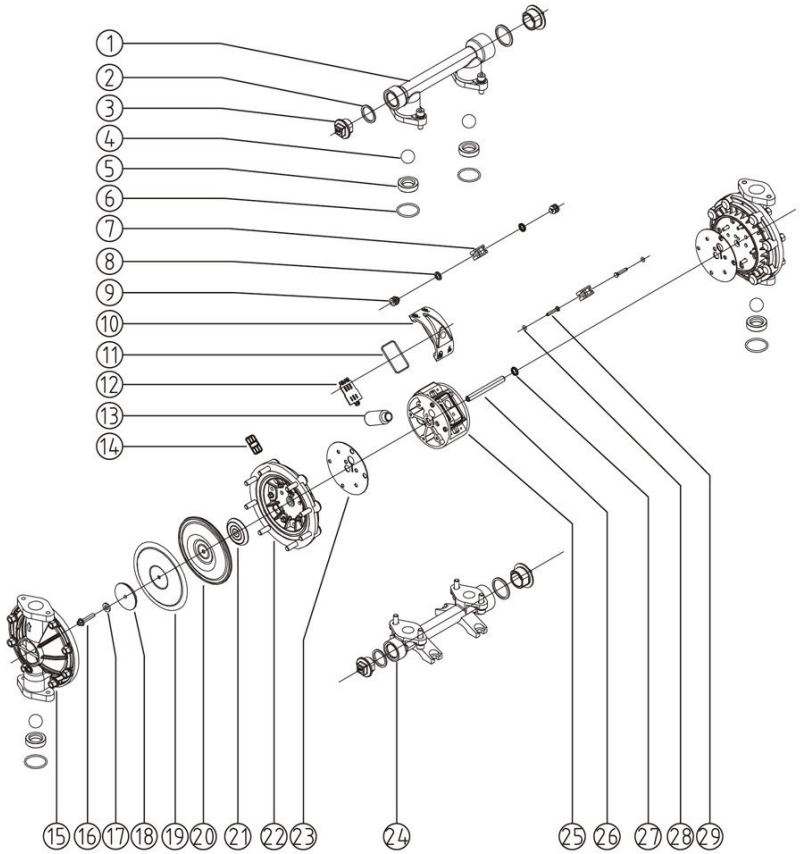

Parts List

No.	Name	No.	Name	No.	Name	No.	Name
01	Discharge Manifold	02	End Cap Seal Ring	03	Plug	04	Valve Ball
05	Valve Seat	06	Valve Seat Seal Ring	07	Small Slide block	08	V-Ring Piston
09	Piston	10	Air Valve Cap	11	O-Ring Air Valve Body	12	Boot Block
13	Muffler	14	Boot Basket	15	Upright	16	Splint Screw
17	O-Ring Clamp Plate	18	Outer Clamp Plate	19	PTFE Diaphragm	20	Rubber Diaphragm
21	Inner Clamp Plate	22	Clapbord	23	Valve Chaamber gasket	24	Inlet Manifold
25	Air Valve Body	26	Connecting Rod Bearing	27	O-Ring Connecting Rod Bearing	28	O-Ring Boosting Bar
29	Boosting Bar						

QBY3-20
QBY3-25
Stainless steel / Cast steel

Stainless steel

Cast steel

Specifications

	QBY3-20	QBY3-25
Max. Flow	15 gpm (57 lpm)	15 gpm (57 lpm)
Max. Working Pressure	100 psi (0.7 Mpa, 7bar)	100 psi (0.7 Mpa, 7bar)
Fluid Inlet Size	3/4 in. bsp (f)	1 in. bsp (f)
Fluid Outlet Size	3/4 in. bsp (f)	1 in. bsp (f)
Air Inlet Size	1/4 in. bsp (f)	1/4 in. bsp (f)
Max. Suction Height wet suction	15 ft. (4.5 m)	15 ft. (4.5 m)
Max. Permitted Grain	3/32 in. (2.5 mm)	3/32 in. (2.5 mm)
Max. Air Consumption	12.7 scfm	12.7 scfm
Every Reciprocating Flow	0.04 gal. (0.15 L)	0.04 gal. (0.15 L)
Max. Reciprocating Speed	400 cpm	400 cpm

Materials of main pump structure: Cast steel, aluminum alloy, stainless steel, PP and PTFE

Installation dimensions

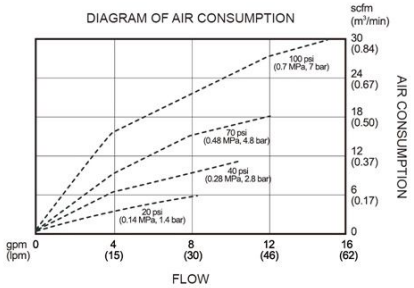

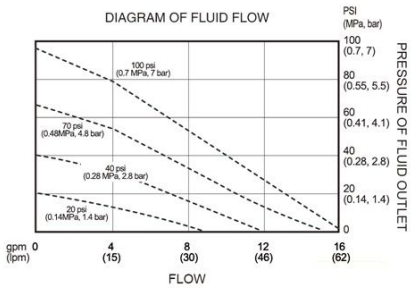

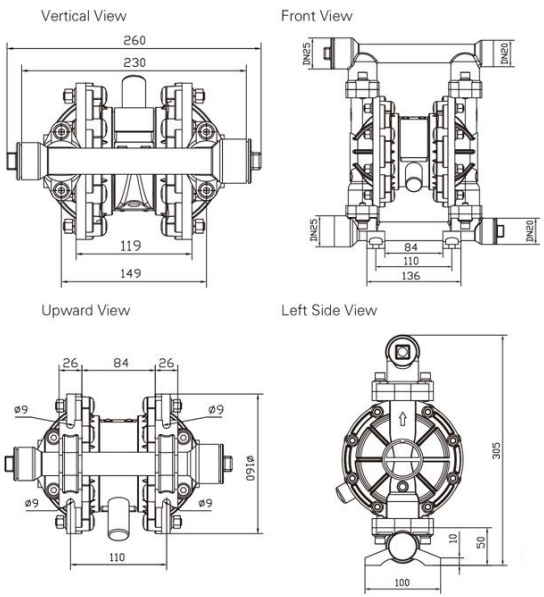

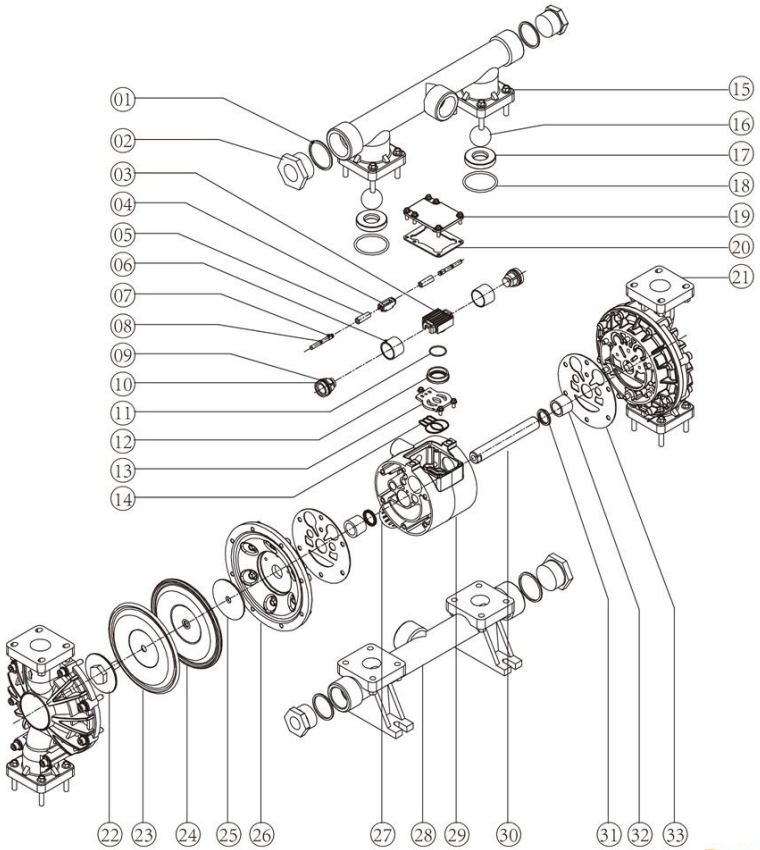

Parts List

No.	Name	No.	Name	No.	Name	No.	Name
01	End Cap Seal Ring	02	Plug	03	Big Slide Block	04	Small Slide block
05	Boosting Bar Bush	06	Piston Bush	07	Boosting Bar	08	O-Ring Boosting Bar
09	V-Ring Piston	10	Piston	11	O-Ring Big Slide Block	12	Big Slide Block Seat
13	Boot Block	14	Boot Basket	15	Discharge Manifold	16	Valve Ball
17	Valve Seat	18	Valve Seat Seal Ring	19	Air Valve Cap	20	Air Valve Cap Gasket
21	Upright	22	Outer Clamp Plate	23	PTFE Diaphragm	24	Rubber Diaphragm
25	Inner Clamp Plate	26	Clapbord	27	Muffler	28	Inlet Manifold
29	Air Valve Body	30	Connecting Rod Bearing	31	V-Ring	32	Shaft Bush
33	Valve Chaamber gasket						

QBY3-32
QBY3-40

Engineering plastics / Fluorine plastic

Engineering plastics

Specifications

	QBY3-32	QBY3-40
Max. Flow	40 gpm (151 lpm)	40 gpm (151 lpm)
Max. Working Pressure	120 psi (0.84 Mpa, 8.4 bar)	120 psi (0.84 Mpa, 8.4 bar)
Fluid Inlet Size	1-1/4 in. bsp (f)	1-1/2 in. bsp (f)
Fluid Outlet Size	1-1/4 in. bsp (f)	1-1/2 in. bsp (f)
Air Inlet Size	1/2 in. bsp (f)	1/2 in. bsp (f)
Max.Suction Height (dry suction or wet suction)	18 ft. (5.48 m)	18 ft. (5.48 m)
Max. Permitted Grain	1/8 in. (3.2 mm)	1/8 in. (3.2 mm)
Max. Air Consumption	23.66 scfm	23.66 scfm
Every Reciprocating Flow	0.15 gal. (0.57 L)	0.15 gal. (0.57 L)
Max. Reciprocating Speed	276 cpm	276 cpm

Materials of main pump structure: Cast steel, aluminum alloy, stainless steel, PP and PTFE

Installation dimensions

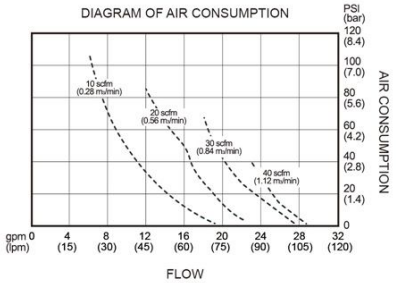

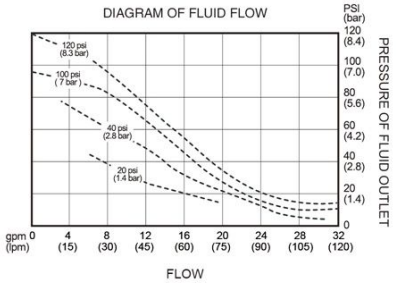

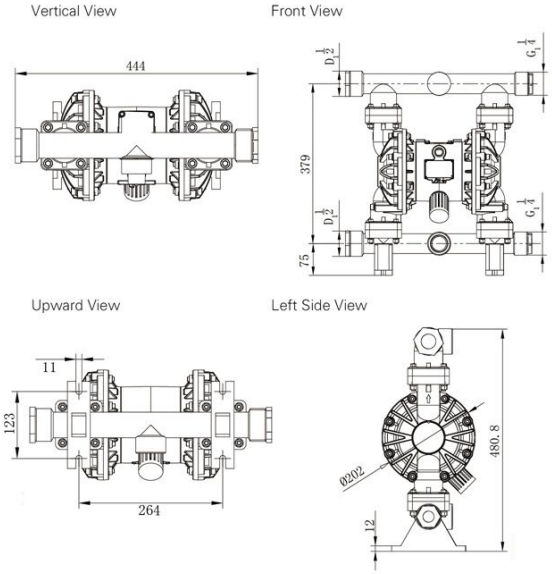

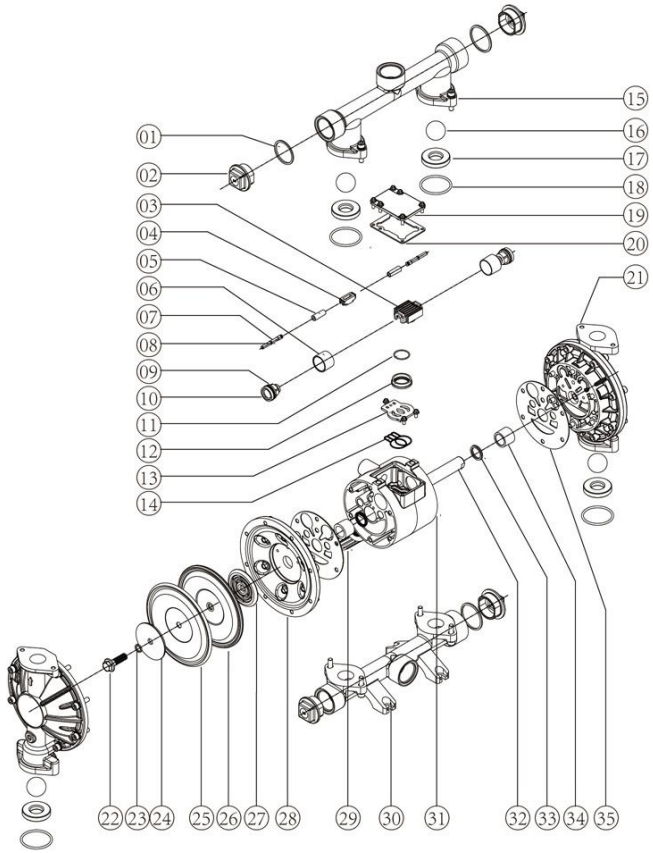

Parts List

No.	Name	No.	Name	No.	Name	No.	Name
01	End Cap Seal Ring	02	Plug	03	Big Slide Block	04	Small Slide block
05	Boosting Bar Bush	06	Piston Bush	07	Boosting Bar	08	O-Ring Boosting Bar
09	V-Ring Piston	10	Piston	11	O-Ring Big Slide Block	12	Big Slide Block Seat
13	Boot Block	14	Boot Basket	15	Discharge Manifold	16	Valve Ball
17	Valve Seat	18	Valve Seat Seal Ring	19	Air Valve Cap	20	Air Valve Cap Gasket
21	Upright	22	Splint Screw	23	O-Ring Clamp Plate	24	Outer Clamp Plate
25	PTFE Diaphragm	26	Rubber Diaphragm	27	Inner Clamp Plate	28	Clapbord
29	Muffler	30	Inlet Manifold	31	Air Valve Body	32	Connecting Rod Bearing
33	V-Ring	34	Shaft Bush	35	Valve Chaamber gasket		

QBY3-32
QBY3-40
Aluminum alloy

Aluminum alloy

Specifications

	QBY3-32	QBY3-40
Max. Flow	40 gpm (151 lpm)	40 gpm (151 lpm)
Max. Working Pressure	120 psi (0.84 Mpa, 8.4 bar)	120 psi (0.84 Mpa, 8.4 bar)
Fluid Inlet Size	1-1/4 in. bsp (f)	1-1/2 in. bsp (f)
Fluid Outlet Size	1-1/4 in. bsp (f)	1-1/2 in. bsp (f)
Air Inlet Size	1/2 in. bsp (f)	1/2 in. bsp (f)
Max.Suction Height (dry suction or wet suction)	18 ft. (5.48 m)	18 ft. (5.48 m)
Max. Permitted Grain	1/8 in. (3.2 mm)	1/8 in. (3.2 mm)
Max. Air Consumption	23.66 scfm	23.66 scfm
Every Reciprocating Flow	0.15 gal. (0.57 L)	0.15 gal. (0.57 L)
Max. Reciprocating Speed	276 cpm	276 cpm

Materials of main pump structure: Cast steel, aluminum alloy, stainless steel, PP and PTFE

Installation dimensions

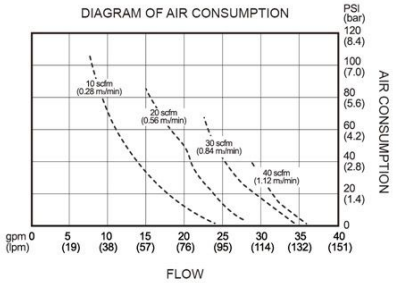

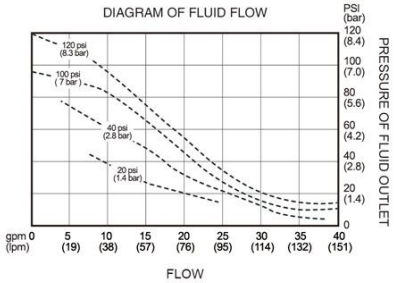

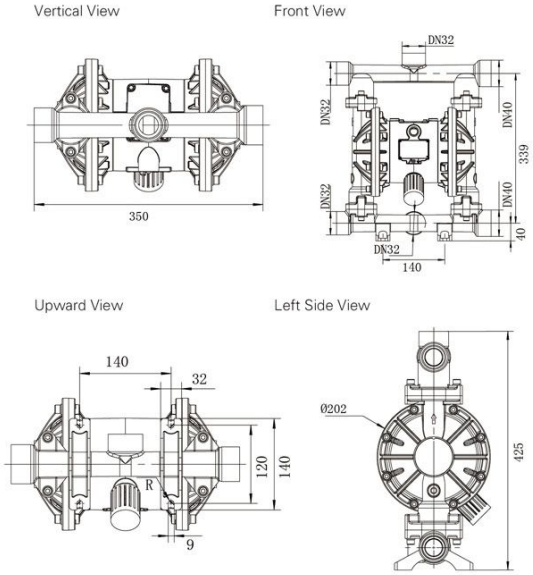

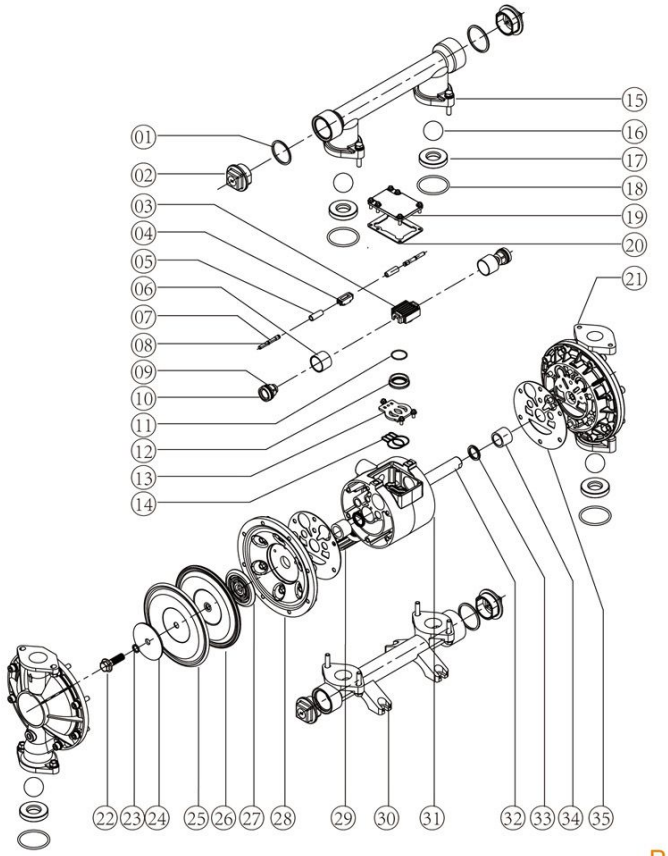

Parts List

No.	Name	No.	Name	No.	Name	No.	Name
01	End Cap Seal Ring	02	Plug	03	Big Slide Block	04	Small Slide block
05	Boosting Bar Bush	06	Piston Bush	07	Boosting Bar	08	O-Ring Boosting Bar
09	V-Ring Piston	10	Piston	11	O-Ring Big Slide Block	12	Big Slide Block Seat
13	Boot Block	14	Boot Basket	15	Discharge Manifold	16	Valve Ball
17	Valve Seat	18	Valve Seat Seal Ring	19	Air Valve Cap	20	Air Valve Cap Gasket
21	Upright	22	Splint Screw	23	O-Ring Clamp Plate	24	Outer Clamp Plate
25	PTFE Diaphragm	26	Rubber Diaphragm	27	Inner Clamp Plate	28	Clapbord
29	Muffler	30	Inlet Manifold	31	Air Valve Body	32	Connecting Rod Bearing
33	V-Ring	34	Shaft Bush	35	Valve Chaamber gasket		

QBY3-32
QBY3-40

Stainless steel / Cast steel / Nodular cast iron

Stainless steel

Nodular cast iron

Specifications

	QBY3-32	QBY3-40
Max. Flow	40 gpm (151 lpm)	40 gpm (151 lpm)
Max. Working Pressure	120 psi (0.84 Mpa, 8.4 bar)	120 psi (0.84 Mpa, 8.4 bar)
Fluid Inlet Size	1-1/4 in. bsp (f)	1-1/2 in. bsp (f)
Fluid Outlet Size	1-1/4 in. bsp (f)	1-1/2 in. bsp (f)
Air Inlet Size	1/2 in. bsp (f)	1/2 in. bsp (f)
Max.Suction Height (dry suction or wet suction)	18 ft. (5.48 m)	18 ft. (5.48 m)
Max. Permitted Grain	1/8 in. (3.2 mm)	1/8 in. (3.2 mm)
Max. Air Consumption	23.66 scfm	23.66 scfm
Every Reciprocating Flow	0.15 gal. (0.57 L)	0.15 gal. (0.57 L)
Max. Reciprocating Speed	276 cpm	276 cpm

Materials of main pump structure: Cast steel, aluminum alloy, PP stainless steel and PTFE

Installation dimensions

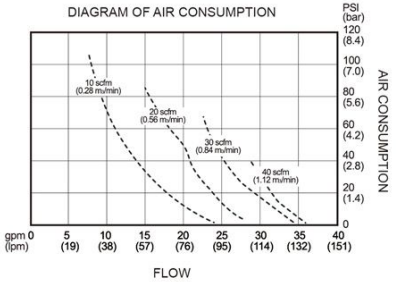

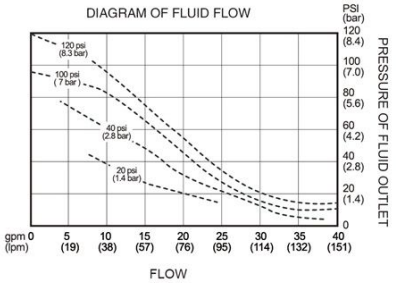

Vertical View

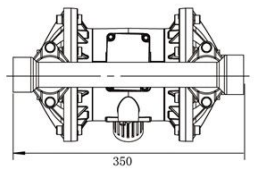

Front View

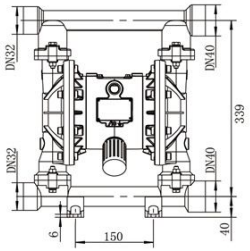

Upward View

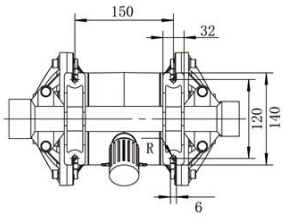
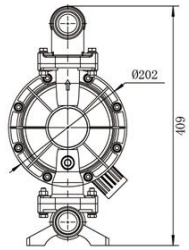
Left Side View